

### HYDROMENT® TILE-MATE™ THIN SET

#### Portland Cement Thin Set Mortars

##### PRODUCT DESCRIPTION

Hydroment® Tile-Mate™ Thin-Set Mortars are composed of select, proprietary chemicals, carefully graded aggregates and Portland cement. Tile-Mate Thin-Set Mortars are pre-blended and ready to use. They provide superior bond strengths, excellent durability and outstanding workability.

##### FEATURES & BENEFITS

- May be mixed with water, 425 Multi-Purpose Acrylic Latex Admixture™ or 447 Flex-A-Lastic Admixture™
- Exceeds ANSI A118.1 when mixed with water, and both A118.4 and A118.11 when mixed with either 425 Multi-Purpose Acrylic Latex Admixture or 447 Flex-A-Lastic Admixture
- Extremely durable
- For interior and exterior installations
- For vertical or horizontal installations
- For residential to heavy commercial application

##### PRODUCT USES

Tile-Mate Mortars are for interior or exterior applications to set all types of ceramic, porcelain, granite, slate, marble, limestone, and dimension stone tiles. Use over properly prepared concrete; structurally sound, exterior grade plywood (interior/dry use only); cementitious backer board; Ultra-Set®; and existing, well-bonded vinyl/VCT or ceramic tile.

##### TILE-MATE PREMIUM

(EAST COAST/710, WEST COAST/713), GRAY (760)

This is the premium Tile-Mate thin set system. It is specially designed to provide superior workability and troweling characteristics.

Packaging: 50 lb. (22.70 kg) bags.

##### TILE-MATE FLOOR & WALL

WHITE (712), GRAY (762)

This is a commercial grade thin set.

Packaging: 50 lb. (22.70 kg) bags

##### TILE-MATE HOT WEATHER FORMULA

(AVAILABLE IN WHITE ONLY/715, WEST COAST ONLY)

This system is specially formulated to provide extended open time in hot, dry environments. **Do not mix with 447 Flex-A-Lastic Admixture.**

Packaging: 50 lb (22.70 kg) bags

##### TILE-MATE FLOORS ONLY

(WEST COAST ONLY/971)

This is an economical grade thin set for installations over floors only.

Packaging: 50 lb. (22.70 kg) bags

##### SPECIFICATIONS

Tile-Mate Thin Sets meet or exceed the requirements of ANSI A118.1-1999 when mixed with water, and both A118.4-1985 and ANSI A118.11-1999 when mixed with 425 Multi-Purpose Acrylic Latex Admixture or 447 Flex-A-Lastic Admixture.

##### DIRECTIONS FOR USE

Read and understand Datasheet completely before beginning installation. Follow applicable ANSI, NTCA, and TCA installation standards.

##### SURFACE PREPARATION

Surface must be clean, dry and smooth; free of voids, projections, loose materials, oil, grease, sealers, curing compounds, waxes and all other surface contaminants that may inhibit proper bond.

##### MIXING

Mix 5 to 6 quarts of cool, clean potable water, 5 to 6 quarts of 425 Multi-Purpose Acrylic Latex Admixture or 6 to 7 quarts of Hydroment 447 Flex-A-Lastic Admixture to 50 lbs. of Tile-Mate Thin Set. Mix to a creamy consistency. Use a slow speed mixer (< 150 rpm). Allow mixture to stand 15 minutes and re-mix. Do not re-temper by adding more liquid.

##### APPLICATION

Apply a thin coat of Tile-Mate Thin Set Mortar with the flat edge of the trowel to achieve a good mechanical bond to the substrate. Comb mortar with the appropriate size notched trowel. If any evidence of skinning or setting occurs, re-comb with notched trowel. Apply mortar to an area no greater than can be covered with tiles in 20 to 30 minutes. Apply tile using a twisting motion into a fresh bed of mortar to ensure proper transfer (interior applications-- minimum 80% coverage; exterior, wet, or plywood applications; 95% coverage). A finished mortar bed thickness of 3/32" to 1/8" is required.

**APPLICATION OVER PLYWOOD:** 425 Multi-Purpose Acrylic Latex Admixture or 447 Flex-A-Lastic Admixture required. Maximum joint spacing shall be 16" on center. Plywood shall be Underlayment Exterior Grade or C-C Plugged Exterior Grade plywood (or better). If the existing floor is less than 1" thick, glue and nail 15/32" or 1/2" APA Underlayment Exterior Grade or C-C Plugged Exterior Grade plywood to the floor.

Glue and nail using 5D or 6D (1 1/2" or 2") cement coated screw shank nails 6" on center along the panel edges and a maximum of 8" on center each way throughout the panel. Allow 1/8" gap between underlayment sheet edges and all areas that abut walls, drains, posts, etc., these areas shall be filled with mortar when tiles are installed. Clean and rough sand the plywood. Due to the limitations of plywood as a substrate, Tile-Mate is not intended for use on plywood in exterior, wet interior, or applications subject to heavy/commercial traffic.

**APPLICATION OVER EXISTING VINYL/VCT FLOORING & CUTBACK:** 425 Multi-Purpose Acrylic Latex Admixture or 447 Flex-A-Lastic Admixture required. Vinyl must be clean and well-bonded to substrate. Do not install over cushion-backed or perimeter bonded sheet vinyl. Remove any loose pieces of vinyl, VCT flooring, or cutback adhesive residue (dry areas only). Ensure the exposed substrate is suitable for application.

**APPLICATION OVER EXISTING CERAMIC TILE:** (425 Multi-Purpose Acrylic Latex Admixture or 447 Flex-A-Lastic Admixture required) Tile must be clean and well-bonded to substrate. Mechanical abrasion with Carborundum disk, followed by a clear water wash is recommended. Installation must be thoroughly rinsed and dry before setting the new tile.

**CLEAN-UP**

Clean all tools with soap and water. Do not allow material to dry on surface of tile.

**CURING**

Keep all foot traffic off the installation until tile is firmly set (approximately 12 hours). Set times are dependent upon temperature and humidity.

**GROUTING**

Depending on ambient, slab, and material temperatures, grouting can generally begin after 12 hours with any quality Hydroment grouting system. Allow 48 hours before grouting with any 100% solids epoxy grout.

**PACKAGING**

50 lb. (22.7 kg) Bags • 50 Bags/Pallet  
Available in Gray or White formulations

**STORAGE/SHELF LIFE**

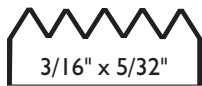
Store in a clean, dry area not affected by freezing or hot temperatures. Shelf life is one year from date of manufacturing.

**LIMITATIONS**

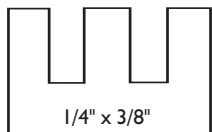
- Do not use to install moisture sensitive stones (i.e green marble)
- Do not use in installations where deflection exceeds L/240 (1" in 20 ft) when mixed with 447 Flex-A-Lastic Admixture, or L/360 when mixed with 425 Multi-Purpose Acrylic Latex Admixture.
- Natural stone such as marble, limestone and travertine may not tolerate deflection in excess of L/720. Refer to the Marble Institute of America Design Manual for details on specific types of stone.
- Do not apply over oriented strand board, particle board, masonite, luaun, or similar unstable substrates.
- Do not use where hydrostatic pressure can occur.
- For marble and limestone, please refer to the Marble Institute of America's deflection recommendations.
- Application over cutback adhesive residue is limited to well bonded, dry areas only.
- Tile-Mate Thin Set Mortars must be mixed with 425 Multi-Purpose Acrylic Latex Admixture or 447 Flex-A-Lastic Admixture for exterior applications subject to freeze thaw, applications over plywood or when installing porcelain tiles.

**RECOMMENDED TROWELS FOR MAXIMUM PERFORMANCE**

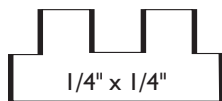
Ceramic mosaics  
Mounted ceramics  
Coverage 85-100 ft<sup>2</sup>



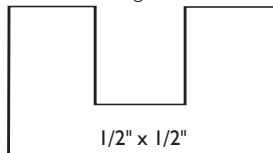
6" x 6", 8" x 8" & 12" x 12"  
Ceramic Quarry tile  
Coverage 50-60 ft<sup>2</sup>



4" x 4" & 4" x 8"  
Ceramic & pavers  
Coverage 70-80 ft<sup>2</sup>



8" x 8" & 12" x 12"  
Lugged back & Mexican paver tile  
Coverage 30-35 ft<sup>2</sup>



*It is the responsibility of the user to determine the condition and suitability of all surfaces before application*

**LIMITED WARRANTY**

Bostik, Inc. warrants that the product conforms with Bostik's written specifications and is free from manufacturing defects. A PURCHASER'S SOLE REMEDY FOR NONCOMPLIANCE WITH THIS WARRANTY SHALL BE THE REPLACEMENT OF THE PRODUCT OR REFUND OF THE PURCHASE PRICE. Purchasers may address their warranty claims to Bostik, Inc., 211 Boston St., Middleton, MA 01949, Attn: Customer Service or call Bostik at 1-800-726-7845. TO THE MAXIMUM EXTENT ALLOWED BY LAW, BOSTIK DISCLAIMS ALL OTHER EXPRESS OR IMPLIED WARRANTIES, INCLUDING WARRANTIES OF MERCHANTABILITY AND FITNESS FOR A PARTICULAR PURPOSE, AND LIABILITY FOR DIRECT, INCIDENTAL, CONSEQUENTIAL, OR SPECIAL DAMAGES. Some states do not allow the exclusion or limitation of incidental or consequential damages, so the above limitations may not apply to you. This warranty gives you specific legal rights, and you may also have other rights which vary from state to state.



Middleton, MA 01949  
1-800-7/BOSTIK  
1-800-726-7845

**PLANT LOCATIONS**

Temecula, CA 92590  
Conyers, GA 30207  
www.bostik-us.com

