

### PORCELAIN-MATE™

#### Thin-Set Mortar

#### PRODUCT DESCRIPTION

Porcelain-Mate is for interior or exterior installations to set all types of ceramic, porcelain, granite, slate, marble, limestone, and dimension stone tiles. Use over properly prepared concrete, cement backer board, cured mortar beds, brick, cement block and Hydroment Gold Waterproofing and Crack Isolation Membrane.

#### DIRECTIONS FOR USE

Read and understand data sheet completely before beginning installation. Follow applicable TCNA, NTCA and ANSI installation standards

#### SURFACE PREPARATION

Surface must be clean, dry and smooth; free of voids, projections, loose materials, oil, grease, sealers, curing compounds, waxes and all other surface contaminants that may inhibit proper bond.

#### MIXING

Using a slow speed mixer (< 150 rpm), mix 5 to 6 quarts of clean potable water. Mix to creamy consistency. Allow mixture to stand 15 minutes, and re-mix prior to application. Do not re-temper by adding more water. Mix with Hydroment 425 Multi-Purpose Acrylic Latex Admixture™ instead of water for exterior applications where freeze-thaw resistance is needed.

#### APPLICATION

Apply a thin coat of Porcelain-Mate with the flat edge of trowel to achieve a good mechanical bond to the substrate. Comb additional mortar with the appropriate size notched trowel. If any evidence of skinning or setting occurs, re-comb mortar with notched trowel. Apply mortar to an area no greater than can be tiled in 20 to 30 minutes. Apply using a twisting motion into a fresh bed of mortar to ensure maximum contact and bond. Periodically check back of tile to

#### TYPICAL PHYSICAL PROPERTIES

Open Time (@70°F)	20 minutes
Pot Life (@70°F)	2.5 hours
Final Set (@70°F)	12 hours
Shear Bond ANSI A118.4	
<b>Shear Strength, 28 Day</b>	
Porcelain Tile	250 psi (ANSI REQ 200)
Glazed Wall Tile	300 psi (ANSI REQ 300)
Quarry Tile	225 psi (ANSI REQ 150)
28 Day Compressive Strength 3200 psi	

ensure proper transfer (interior applications minimum 80% coverage; exterior, wet- minimum 95% coverage). A finished mortar bed thickness of 3/32" minimum is required.

#### CURING

Keep all foot traffic off the installation until tile is firmly set (approximately 12 hours). Set times are dependent upon temperature and humidity.

#### GROUTING

Depending on ambient, slab, and material temperatures, grouting can generally begin after 12 hours with any quality Hydroment grouting system. Allow 48 hours before grouting with Bostik EzPoxy™ or any 100% solids epoxy grout. Allow 24 hours before grouting with Bostik TruColor™ Pre-Mixed Grout or any urethane-based grout.

#### CLEAN-UP

Clean all tools and equipment with soap and water. Do not allow material to dry on surface of tile.

## LIMITATIONS

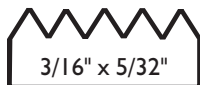
- Do not apply over plywood, oriented strand board (OSB), particleboard, Masonite, Luaun or wood substrates.
- Do not use for installing moisture sensitive stones (e.g., green marble).
- Deflection must not exceed  $L/360$ .
- Natural stone such as marble, limestone & travertine may not tolerate deflection in excess of  $L/720$ . Refer to the Marble Institute of America Design Manual for details on specific types of stone.
- Do not apply over Hydroment UltraSet® unless the mortar is mixed with Undiluted 425 Multi Purpose Acrylic Latex
- Do not use where hydrostatic pressure can occur.
- Porcelain-Mate must be mixed with Hydroment 425 Multi-Purpose Acrylic Latex Admixture in exterior applications where freeze-thaw resistance is needed.

## STORAGE/SHELF LIFE

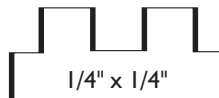
Store in a clean, dry area not affected by freezing or hot temperatures. Shelf life is one year from date of manufacturing in unopened bags.

## RECOMMENDED TROWELS FOR MAXIMUM PERFORMANCE

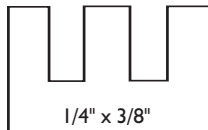
Ceramic mosaics  
Mounted ceramics  
Coverage 85-100 ft<sup>2</sup>



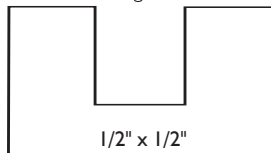
4" x 4" & 4" x 8"  
Ceramic & pavers  
Coverage 70-80 ft<sup>2</sup>



6" x 6", 8" x 8" & 12" x 12"  
Ceramic Quarry tile  
Coverage 50-60 ft<sup>2</sup>



8" x 8" & 12" x 12"  
Lugged back & Mexican paver tile  
Coverage 35-40 ft<sup>2</sup>



Coverages shown are approximate and are given for estimating purposes only. Actual jobsite coverages will vary according to trowel size, tile size and thickness, job conditions, and setting practices.



Middleton, MA 01949  
1-800-7/BOSTIK  
1-800-726-7845

[www.bostik-us.com](http://www.bostik-us.com)

## PLANT LOCATIONS

Temecula, CA 92590  
Conyers, GA 30207  
Paulsboro, NJ 08066

## LIMITED WARRANTY

Bostik, Inc. warrants that the product conforms with Bostik's written specifications and is free from manufacturing defects. A PURCHASER'S SOLE REMEDY FOR NONCOMPLIANCE WITH THIS WARRANTY SHALL BE THE REPLACEMENT OF THE PRODUCT OR REFUND OF THE PURCHASE PRICE. Purchasers may address their warranty claims to Bostik, Inc., 211 Boston St., Middleton, MA 01949, Attn: Customer Service or call Bostik at 1-800-726-7845. TO THE MAXIMUM EXTENT ALLOWED BY LAW, BOSTIK DISCLAIMS ALL OTHER EXPRESS OR IMPLIED WARRANTIES, INCLUDING WARRANTIES OF MERCHANTABILITY AND FITNESS FOR A PARTICULAR PURPOSE, AND LIABILITY FOR DIRECT, INCIDENTAL, CONSEQUENTIAL, OR SPECIAL DAMAGES. Some states do not allow the exclusion or limitation of incidental or consequential damages, so the above limitations may not apply to you. This warranty gives you specific legal rights, and you may also have other rights which vary from state to state.



211 Boston Street • Middleton, MA 01949 • Customer Service or Technical Service 800-7/BOSTIK • [www.bostik-us.com](http://www.bostik-us.com)