

## HYDROMENT® PM

### Polymer-Modified Thin Set Mortar

#### PRODUCT DESCRIPTION

Hydroment® PM is a polymer-modified thin set mortar designed for the interior and exterior installation of all types of wall and floor tiles including quarry tile, porcelain, granite, marble, pavers and slate. Use over properly-prepared concrete; exterior-grade plywood; existing ceramic tile floors; well-bonded vinyl flooring; cementitious backer units; cement terrazzo; Hydroment Ultra-Set® Advanced; Hydroment Gold™ and BlackTop™ 90210.

#### SHORT TERM SPECIFICATIONS

Hydroment PM (polymer modified) Thin Set Mortar meets or exceeds ANSI A118.4 requirements for "Latex Portland Cement Mortar."

#### SURFACE PREPARATION

All surfaces must be structurally sound, clean, free of dust, dirt, oil, grease, water, curing compounds, sealers, waxes or any contaminants that may inhibit proper bond. TCNA recommends roughing or scarifying glazed tile substrates. NOTE: It is the user's responsibility to determine the condition and suitability of all surfaces before application.

#### MIXING

Mix 5 to 5½ quarts of clean cool water to 50 lbs of Hydroment PM thin set mortar. Mix to a creamy consistency using a slow speed mixer (< 150 rpm). Slake 15 minutes and re-mix. Do not re-temper by adding more liquid after slaking. Pot life of Hydroment PM mortar is 1 to 2 hours at 70°F.

#### APPLICATION

Apply a thin coat of Hydroment PM mortar with the flat edge of the trowel to achieve good mechanical bond to the substrate. Comb mortar with the appropriate size notched trowel. Re-comb mortar if any evidence of skinning or setting occurs. Do not spread more mortar than can be covered with tile in 20 to 30 minutes.

#### TYPICAL PHYSICAL PROPERTIES

Open Time (@70°F)	40-70 minutes
Adjustability Time	50-90 minutes
Pot Life (@ 70°F)	1-2 hours
Exceeds ANSI A118.4 and A118.1 requirements	
<b>Shear Strength, 28 Days</b>	
Porcelain Tile	400 psi (ANSI REQ 200)
Glazed Wall Tile	443 psi (ANSI REQ 300)
Quarry Tile	300 psi
Quarry to Wood*	200 psi (ANSI REQ 150)
28 Day Compressive Strength	3000 psi

All numbers represent minimum test results.

\*Wood failure (wood typically fails between 250 to 300 psi)

Apply tile using a twisting motion into fresh bed of mortar. For maximum adhesion, promptly beat tile into mortar. Periodically check backs of tile to ensure proper transfer of coverage. A minimum 90% mortar transfer is required.

**APPLICATION OVER PLYWOOD SUBFLOORS:** Maximum joint spacing shall be 16" on center. Plywood type should be underlayment with exterior glue or exterior type C-C plugged (exterior underlayment or better). If the existing floor is less than 1" thick, glue and nail 1/2" plywood to the floor. Glue and nail using 5D or 6D cement coated or screw shank nails 6" on center along panel edges and a maximum of 8" on center each way throughout the panel. Allow 1/4" gap between underlayment sheet edges and all areas that abut walls, drains, posts, etc. These areas shall be filled with Hydroment PM when the tiles are installed. Clean and rough sand the plywood. Due to the limitations of plywood as a substrate material, Hydroment PM is not intended for use over plywood in exterior, wet interior applications, or in areas subject to heavy commercial traffic.

## CURING

Keep all foot traffic off the installation until tile is firmly set (approximately 12 hours). Set times vary based on temperature and humidity.

## GROUTING

Tile should be set 24 hours before grouting begins. Keep on-site ambient temperatures above 50°F. Lower temperatures will inhibit curing. Allow 48 hours before grouting with Bostik EzPoxy™ or any 100% solids epoxy grout. Allow 24 hours before grouting with Bostik TruColor™ Pre-Mixed Grout or any urethane-based grout.

## CLEAN-UP

Remove excess, uncured Hydroment PM mortar from all tools, equipment and the face of marble, stone or tile, with a sponge and clean water. Remove cured mortar with a chisel or appropriate scraping tool.

## STORAGE/SHELF LIFE

Store Hydroment PM in a clean, dry area not affected by freezing or hot temperatures. Shelf life is one year from date of manufacturing.

## SHORT TERM SPECIFICATIONS

Hydroment PM (polymer modified) Thin Set Mortar meets or exceeds ANSI A118.4 requirements for "Latex Portland Cement Mortar."

## PACKAGING

50 lb. (22.7 kg) bags

## LIMITATIONS

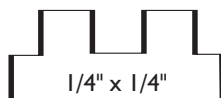
- Do not apply over single layer wood floors.
- Do not use with green marble or other moisture sensitive stone.
- Do not use over strip wood floors.
- Do not use over frozen or unsound substrates.
- Do not apply to plywood in wet or exterior areas.
- Not for use over cushion back or perimeter bonded vinyl flooring.
- Do not apply over OSB (oriented strand board), particle board, masonite, luaun, or similar unstable substrates.

## RECOMMENDED TROWELS FOR MAXIMUM PERFORMANCE

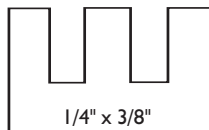
Ceramic mosaics  
Mounted ceramics  
Coverage 85-100 ft<sup>2</sup>



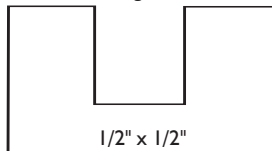
4" x 4" & 4" x 8"  
Ceramic & pavers  
Coverage 70-80 ft<sup>2</sup>



6" x 6", 8" x 8" & 12" x 12"  
Ceramic Quarry tile  
Coverage 50-60 ft<sup>2</sup>



8" x 8" & 12" x 12"  
Lugged back & Mexican paver tile  
Coverage 35-40 ft<sup>2</sup>



Coverages shown are approximate and are given for estimating purposes only. Actual jobsite coverages will vary according to trowel size, tile size and thickness, job conditions, and setting practices.



Middleton, MA 01949

1-800-7/BOSTIK

1-800-726-7845

[www.bostik-us.com](http://www.bostik-us.com)

## PLANT LOCATIONS

Temecula, CA 92590

Conyers, GA 30207

Paulsboro, NJ 08066

## LIMITED WARRANTY

Bostik, Inc. warrants that the product conforms with Bostik's written specifications and is free from manufacturing defects. A PURCHASER'S SOLE REMEDY FOR NONCOMPLIANCE WITH THIS WARRANTY SHALL BE THE REPLACEMENT OF THE PRODUCT OR REFUND OF THE PURCHASE PRICE. Purchasers may address their warranty claims to Bostik, Inc., 211 Boston St., Middleton, MA 01949, Attn: Customer Service or call Bostik at 1-800-726-7845. TO THE MAXIMUM EXTENT ALLOWED BY LAW, BOSTIK DISCLAIMS ALL OTHER EXPRESS OR IMPLIED WARRANTIES, INCLUDING WARRANTIES OF MERCHANTABILITY AND FITNESS FOR A PARTICULAR PURPOSE, AND LIABILITY FOR DIRECT, INCIDENTAL, CONSEQUENTIAL, OR SPECIAL DAMAGES. Some states do not allow the exclusion or limitation of incidental or consequential damages, so the above limitations may not apply to you. This warranty gives you specific legal rights, and you may also have other rights which vary from state to state.

