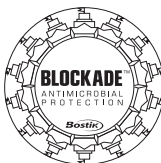


Product Information



DURABOND®



D-860™

Double Stick Adhesive

Product Description:

DURABOND® D-860™ Double Stick Adhesive is a flexible, soft set, latex adhesive with excellent re-tack for heavy to extreme duty interior installations of most types of carpet and pad; long open time allows for accurate pattern matching. Use D-860 over structurally sound dry concrete (on, above, or below grade), APA underlayment grade plywood, and properly prepared well bonded VCT flooring.

Product Benefits:

- Easy trowel application
- Excellent re-tack
- Low-odor

Performance Characteristics:

- Soft set
- Heavy to extreme duty interior installations
- Bonds carpet-to-pad and pad-to-floor

Suggested Uses:

D-860 is recommended for bonding carpet backings, including hot melt, latex unitary, woven, Action Bac® and jute over most types of carpet pad, including Tred Mor® Cushion System, Pad-Loc & Dubl-Bac by Fairmont, Hartex 2000, PeraLoom® & Fiber Lock® by Leggett & Platt®, Dynathane®, Performer, Legacy, Reticele, and Doublestick Plus by Chamlian Textiles. D-860 can also be used to bond most types of carpet pad to the floor.

Directions For Use:

Read and understand the data sheet completely before beginning installation. Follow CRI industry standards and recommendations for floor covering installation.

Surface Preparation:

All subfloors must be level, firm, dry, smooth, and free of dust, dirt, wax, paint and foreign material. Roughen glossy surfaces or flooring with urethane wear layers. Concrete floors must be free of excessive moisture and alkalinity. Carpet pad must be dry, smooth, clean and free of dust, dirt and foreign material.

PHYSICAL & CHEMICAL CHARACTERISTICS

Base	Synthetic Latex and Resin
Vehicle	Water
Color	Light Beige
Solids	65%
Density	9.80 lbs./gal.
Flammability	Nonflammable
Consistency	Soft Paste
Application	Notched Trowel
Shelf Life	One Year*

*Stored in original, tightly sealed container

Application:

Application As A Carpet To Pad Adhesive: Apply adhesive to properly prepared pad with the recommended notched trowel held at a 45° angle. Lay carpet immediately into wet adhesive following CRI and floor manufacturer's recommendation for double-glue down installation of carpet.

Application As A Pad Adhesive: Apply adhesive to properly prepared substrate with the recommended notched trowel held at a 45° angle. Lay carpet pad into wet adhesive.

Do not spread more adhesive than can be covered in 20 minutes. Apply the flooring before a skin has formed on the adhesive. Pick up the flooring periodically to check for 100% adhesive transfer. Use a 35lb. or less carpet roller; follow CRI recommendations for rolling double stick carpet installations.

For best results maintain adhesive, floor covering, and room at a stable temperature of 65°F – 85°F for 24 hours before and after installation. High humidity will extend the open time, and leg development.



211 Boston Street • Middleton, MA 01949 • Customer Service or Technical Service 1-800-7/BOSTIK

www.bostik-us.com

Curing:

Open Time: 20-30 minutes
Set Time: 30-45 minutes

Clean Up & Storage:

Remove wet adhesive from floor covering and tools with soapy water. Use mineral spirits to remove dried adhesive. The container should be kept closed between spreading cycles and after use. The product should be stored in the original container in a cool, dry place.

Packaging:

D-860 Double Stick Adhesive is available in 4 gallon pails. For the name of a distributor nearest you contact Customer Service at 1-800-7/BOSTIK.

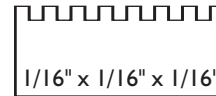
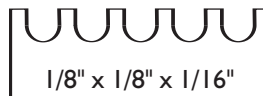
Limitations:

- This product is for interior installations only.
- Installers should make pre-installation tests with new and unusual backing materials.
- Do not use this product where excessive moisture and alkalinity are present.
- Restrict heavy traffic for a period of 24 hours after installation.
- Do not use this product when the substrate temperature is below 65°F or above 90°F or when the relative humidity exceeds 65%.
- Due to the limitations of plywood as a substrate, it is not intended for use or applications subject to heavy/commercial traffic.
- Trowel size requirements will vary with carpet backing texture and pad porosity.
- Not to be used for open cell urethane-backed carpeting.
- Significant differences exist between various carpet pads and carpets. Only materials specifically designed for double glue down installation should be utilized.

RECOMMENDED TROWELS FOR MAXIMUM PERFORMANCE

Carpet to Pad
1/8" x 1/8" x 1/16" (smooth)
1/8" x 3/16" x 1/8" (rough)
U-Notched
Coverage: 40-50 ft²/gallon
4.5-5.5 yd²/gal

Pad to floor
1/16" x 1/16" x 1/16"
Square-Notched
Coverage: 180 ft²/gallon
20 yd²/gal



Trowel size is suggested to maximize transfer/coverage of adhesive. Periodically check coverage during installation. An uneven subfloor may require the use of either leveling/patching material, or larger notched trowel for proper adhesive coverage.



PLANT LOCATIONS

TEMECULA, CA 92590
CONYERS, GA 30207
PAULSBORO, NJ 08066

www.bostik-us.com

September 2003; Supersedes all previously published literature.

LIMITED WARRANTY

Bostik, Inc. warrants that the product conforms with Bostik's written specifications and is free from manufacturing defects. A PURCHASER'S SOLE REMEDY FOR NONCOMPLIANCE WITH THIS WARRANTY SHALL BE THE REPLACEMENT OF THE PRODUCT OR REFUND OF THE PURCHASE PRICE. Purchasers may address their warranty claims to Bostik, Inc., 211 Boston St., Middleton, MA 01949, Attn: Customer Service or call Bostik at 1-800-7/BOSTIK. TO THE MAXIMUM EXTENT ALLOWED BY LAW, BOSTIK DISCLAIMS ALL OTHER EXPRESS OR IMPLIED WARRANTIES, INCLUDING WARRANTIES OF MERCHANTABILITY AND FITNESS FOR A PARTICULAR PURPOSE, AND LIABILITY FOR DIRECT, INCIDENTAL, CONSEQUENTIAL, OR SPECIAL DAMAGES. Some states do not allow the exclusion or limitation of incidental or consequential damages, so the above limitations may not apply to you. This warranty gives you specific legal rights, and you may also have other rights which vary from state to state.



211 Boston Street • Middleton, MA 01949 • Customer Service or Technical Service 1-800-7/BOSTIK

www.bostik-us.com