

Product Information



DURABOND®

D-20™ Porcelain-Set

Product Description:

DURABOND® D-20™ Porcelain Set is for interior or exterior installations to set all types of ceramic, porcelain, granite, slate, marble, limestone, and dimension stone tiles. Use over properly prepared concrete, cement backer board, cured mortar beds, brick, cement block and Durabond D-222 DURAGUARD™ Waterproofing and Crack Isolation membrane.

Directions For Use:

Read and understand data sheet completely before beginning installation. Follow applicable ANSI installation standards.

Surface Preparations:

Surface must be clean, dry and smooth; free of voids, projections, loose materials, oil, grease, sealers, curing compounds, waxes and all other surface contaminants that may inhibit proper bond.

Mixing:

Using a slow speed mixer (< 150 rpm), mix 5 to 6 quarts of clean potable water. Mix to creamy consistency. Allow mixture to stand 15 minutes, and re-mix prior to application. Do not re-temper by adding more water. Mix with DL-16™ High Strength Mortar Additive instead of water for exterior applications where freeze-thaw resistance is needed.

Application:

Apply a thin coat of D-20 Porcelain Set with the flat edge of trowel to achieve a good mechanical bond to the substrate. Comb additional mortar with the appropriate size notched trowel. If any evidence of skinning or setting occurs, re-comb mortar with notched trowel. Apply mortar to an area no greater than can be tiled in 20 to 30 minutes. Apply using a twisting motion into a fresh bed of mortar to ensure maximum contact and bond. Periodically check back of tile to ensure proper transfer (interior applications — minimum 80% coverage; exterior, wet, — minimum 95% coverage). A finished mortar bed thickness of 3/32" minimum is required.

TYPICAL PHYSICAL PROPERTIES

Open Time (@ 70°F)	20 minutes
Pot Life (@ 70°F)	2.5 hours
Final Set (@ 70°F)	12 hours
Shear Bond ANSI A118.4	
Shear Strength, 28 Day	
Porcelain Tile	250 psi (ANSI REQ 200)
Glazed Wall Tile	300 psi (ANSI REQ 300)
Quarry Tile	225 psi
28 Day Compressive Strength	3200 psi

Curing:

Keep all foot traffic off the installation until tile is firmly set (approximately 12 hours). Set times are dependent upon temperature and humidity

Grouting:

Depending on ambient, slab, and material temperatures, grouting can generally begin after 12 hours with any quality Durabond grouting system. Allow 48 hours before grouting with Bostik EzPoxy™ or any 100% solids epoxy grout. Allow 24 hours before grouting with Bostik TruColor™ Pre-Mixed Grout or any urethane-based grout.

Clean Up:

Clean all tools and equipment with soap and water. Do not allow material to dry on surface of tile.

Storage/Shelf Life:

Store in a clean, dry area not affected by freezing or hot temperatures. Shelf life is one year from date of manufacturing in unopened bags.

Packaging:

50 lb. bags, 48/pallet (2400 lbs.)

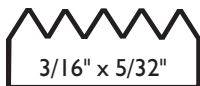


Limitations:

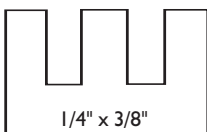
- Do not use for installing moisture sensitive stones (e.g., green marble).
- Deflection must not exceed $L/360$.
- Natural stone such as marble, limestone & travertine may not tolerate deflection in excess of $L/720$. Refer to the Marble Institute of America Design Manual for details on specific types of stone.
- Do not apply over plywood, oriented strand board (OSB), particleboard, Masonite, luan or wood substrates.
- Do not use where hydrostatic pressure can occur.
- D-20 Porcelain Set must be mixed with DL-16 High Strength Mortar Additive in exterior applications that are routinely subject to freeze thaw conditions.

RECOMMENDED TROWELS FOR MAXIMUM PERFORMANCE

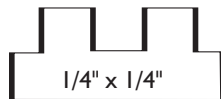
Ceramic mosaics
Mounted ceramics
Coverage 85-100 ft²



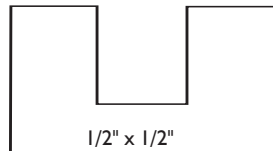
6" x 6", 8" x 8" & 12" x 12"
Ceramic Quarry tile
Coverage 50-60 ft²



4" x 4" & 4" x 8"
Ceramic & pavers
Coverage 70-80 ft²



8" x 8" & 12" x 12"
Lugged back & Mexican paver tile
Coverage 35-40 ft²



Coverages shown are approximate and are given for estimating purposes only. Actual jobsite coverages will vary according to trowel size, tile size and thickness, job conditions, and setting practices.

PLANT LOCATIONS

TEMECULA, CA 92590

CONYERS, GA 30207

PAULSBORO, NJ 08066

www.bostik-us.com

OCTOBER 21, 2009; SUPERSEDES ALL PREVIOUSLY PUBLISHED LITERATURE.

LIMITED WARRANTY

Bostik, Inc. warrants that the product conforms with Bostik's written specifications and is free from manufacturing defects. A PURCHASER'S SOLE REMEDY FOR NONCOMPLIANCE WITH THIS WARRANTY SHALL BE THE REPLACEMENT OF THE PRODUCT OR REFUND OF THE PURCHASE PRICE. Purchasers may address their warranty claims to Bostik, Inc., 211 Boston St., Middleton, MA 01949, Attn: Customer Service or call Bostik at 1-800-7/BOSTIK. TO THE MAXIMUM EXTENT ALLOWED BY LAW, BOSTIK DISCLAIMS ALL OTHER EXPRESS OR IMPLIED WARRANTIES, INCLUDING WARRANTIES OF MERCHANTABILITY AND FITNESS FOR A PARTICULAR PURPOSE, AND LIABILITY FOR DIRECT, INCIDENTAL, CONSEQUENTIAL, OR SPECIAL DAMAGES. Some states do not allow the exclusion or limitation of incidental or consequential damages, so the above limitations may not apply to you. This warranty gives you specific legal rights, and you may also have other rights which vary from state to state.



211 Boston Street • Middleton, MA 01949 • Customer Service or Technical Service 1-800-7/BOSTIK

www.bostik-us.com